

# Pedaleando Hacia el Cielo

## Technical Rider



- p.2 General Info - Crane info – Truss - Video
- p.3 Generators- Stage - Light
- p.4 Sound
- p.5 Electricity - Infrastructure – Dressing Room – Technical Room – Volunteers
- p.6 Transport - Catering/Hotel
- p.7 List of Pyrotechnics
- p.8 Attachment of Pyrotechnics - Helium
- p.9 Crane Examples
- p.10 Schematic Overview of Setting
- p.11 Contact Info

## GENERAL INFO

Hoisting crane, light, sound and infrastructure are to be provided by the organizer. If permitted, Theater Tol can bring the fireworks and pyro confetti & helium, if we are not allowed to transport it from Belgium, the festival should provide it. *(for a detailed list: see p 7)*

The festival is responsible for arranging all necessary permits. This is very important, because each country has different regulations.

## CRANE

Technical necessities for the hoisting crane:

The crane must be able to turn 360°, minimum 42 meters height from hook to ground in a 45° angle of the hoisting beam to the surface. Most of the time a 100-ton mobile crane is used (in exception a 60-ton mobile crane can be used, but the show will be less spectacular). If the number of, or the distance to the audience gets bigger, another type of crane may be necessary. *(Example and technical information about crane: see p 9)*

The crane must lift a truss, a circular construction of 8 meters diameter. The crane-company should provide a four-way cable (4 leg bridles) of 6 meters long, each cable certified for lifting 4 ton. With these bridles the truss can be attached directly to the hook of the crane. One extra cable (brought by theater TOL) should fit as well together with the 4 leg bridles in the hook of the crane. On this cable a big skirt and trapeze will be hanging in the middle of the construction. The total weight on the hook of the crane, including 10 performers, is 2200 Kg. Total length from the hook of the crane till the bottom of the lowest object is 20 meters.

During a technical preview visit we would like to have a meeting with the crane company, which must provide a good and careful crane operator. On the day of the show we will do a full technical rehearsal in daylight with the crane, sound and light should also be ready by then. This is usually done around 2pm, to be confirmed.

It's important that the operator who does the technical rehearsal during the day is also the one who will do the show at night! The crane operator needs to be present at least 1,5 hr. before the start of the show. We also need a translator if the operator is not English speaking.

After the last show, the crane can drive away or stay. This is the decision of the organization. The costs of the crane and its operator are for the organizer.

## TRUSS CONSTRUCTION (Brought by Theater TOL)

The structure to be lifted is made of detachable circular truss-elements. On the structure will hang different objects, all brought & assembled on location by the Theater Tol crew.

The truss and all hanging-objects are subjected each year to a safety control by "Vinçotte" in Antwerp (B).

Some countries require specific safety inspections, which are best held 1 hour before the first aerial rehearsal. Theater Tol will bring all the certificates of the material used for the show.

## VIDEO (brought by Theater TOL)

Theater Tol brings all equipment for projecting video images on a large circular movie screen attached to the truss. The festival can send video footage that will be used in the film during the show. This footage in high quality should be sent to the company at least **one month** before the performance.

By the footage you provide, you give us a direction what kind of video you would like to have, from experience we can tell; nature, landscape, architecture and bird views are working very well. Videofootage with text and/or logo's cannot be used.

**total duration: minimum of 20 minutes of at least 4 different video's/ shots longer than 1 minute.**

**format: mp4, avi, mov**

**resolution: min 480p (640 x 480 pixels), best 720p (1280 x 720 pixels) or HD.**

## **GENERATORS**

Theater Tol will bring small generators to provide electricity on the truss. The organizer should provide about 10L fuel /show (98 octane) if transport is done by sea/air cargo.

If the location is situated above 1000m, the organizer should provide a different type of generator adapted to work above 1000m. Please consult us about this first.

## **STAGE**

The organizer should provide a stage, dimension approx. 4mW x 2mD x 2mH, with safety bars at the 2 sides and at the back of the stage.

Provided with stairs in the front with safety bar at 1 side.

Around the stage black molton/cloth should be attached.

## **LIGHT**

The organizer takes care of the rent and buildup of all light equipment

### **DIMMERS / LIGHTING CONSOLE**

-All fixtures except the follow spots, will be connected through suitable dimmers to a lighting console.

-The console will be placed at the FOH.

-The primary station for intercom will also be placed in the FOH.

-We like the fixtures to be adressed as seperate channelfaders, aswell as in group / color.

-An extra dimmerchannel is needed for egning the streamereffects. This seperate dimmerchannel needs to be configured as switching channel for that purpose. --Normally an extra ballast is needed on this channel.

### **FOLLOW SPOTS**

4 (identical) follow spots, 2KW halogen with iris + stands (Robert Juliat – Aramis) 2500 Watt HMI  
Each follow-spot must be default set to open white. The color may not be set fixed on the spot.

4 x Gels + holders LEE 441 full CT or equivalent (warm filter)

4 professional/experienced light operators (English speaking) for building up and handling of the follow spots. They should be present for the rehearsal, they will be directed by a technician of Theater Tol through an intercom system, which should also be provided by the organizer. (5 belt packs and headsets)

No need for a dim rack. Follow spots may be directly fed from PSU.

All follow spots must be able to make at least a 180° angle pan area and a 75° tilt angle referencing the horizon. This depends on the setting, but normally the truss with the performers swings over the audience. The follow spots must be able to follow the 2 performers in the chair when they approach the back of the location.

All the follow spots must be placed on a riser, minimum 1 meter above the ground.

They should be placed at 4 corners of the square (to be confirmed in technical site-visit).

## **STAGE LIGHT**

in front of the stage 2 stands (left and right) with each 3 x PC ADB 1000W min 2m high with barn doors Lee Color 285 three quarter CT.

behind the stage 2 stands (left and right) with each 3 x PAR 64 CP 62 min 2m high Lee Color L164  
(For a schematic view of the placement of the stage and lights, see p 9)

## **WORK LIGHT**

around the truss area for extra light during break down or evening rehearsals (4 x 1 KW flood)

## **SOUND**

The organizer should arrange the rental and buildup of the sound system (preferred brands are listed)

Please provide 1 English speaking sound-technician to assist.

Sound should be ready 2 hours before the scheduled rehearsal.

## **SPEAKER SYSTEM**

front of house and monitors: preferred brands: Electro voice // Meyer sound // L-acoustics // CROWN-AMCRON

A suitable speaker and amplifier-system for the number of spectators that are expected for the event. The system should be able to deliver a hi-fi-quality definition sound of at least 95db constantly.

The placement of the speaker system should be discussed with Theater Tol on location

## **MIXING CONSOLE**

DIGITAL CONSOLE: 12 input channels used

Each channel will have 4 band full parametric eq (Digico /Soundcraft / Yamaha / Midas)

Each input mic will be split into two channels to have separate EQ for Front and in-ear monitoring

A 31 band EQ will be inserted on the LR strip, in -ears sending from aux 1 , hall effect sending from aux 2

## **ANALOG CONSOLE**

For general setup of the console (see digital console) in addition, outboard gear is needed to obtain same setup:

2x31 band EQ on front of house, configurable at mixing console (Klarktechnik)

1 cd player

2-4 compressor limiters (Klarktechnik)

1 decent HALL/REBERB (Roland SRV 2000, TC electronic)

2 free channels for audio playback through computer

## **WIRELESS MIC SYSTEMS** (3 singers & 1 violin)

4 wireless systems: (3 singers & 1 violin)

3 headset-mics (Sennheiser HSP4 or DPA 4088 skin color)

1 clip-on mic for violin (Sennheiser mke 2 EW or DPA 4099 with clip)

wireless systems provided with flag antennas and 20db antenna boosters

1 in-ear system with 5 belt pack receivers and earplugs skin color (Sennheiser, Shure, EV)

provided with flag antenna and antenna booster

## **WALKIE TALKIES**

Set of 8 professional Walkie Talkies and headphones for communication in between technical TOL-crew

## **ELECTRICITY**

The organizer / festival provides all necessary power supply:

For light and sound: 3x380 Volt / 50hz 32 A – 2 electrical distribution boxes with each minimum 12 shuko connectors (12 x 220V 16A) divided over 3 phases.

The first panel should be placed at the P.A., the second near the crane, this will be used for work light near the truss or extra charging points for batteries that Theater Tol uses.

Theater TOL brings 4 streamers (big confetti shots) and they must be placed at the back edge of the stage. All four must be patched on the same circuit (230 V) and assigned a channel on the dimmer console. Make sure the dimmer on this channel doesn't use preheating.

## **INFRASTRUCTURE**

To be arranged by the organizer/festival:

- A circle of 14 diameters made of low connecting fences are to be put around the truss lifting-area.
  - A shelter minimum 3mx3m (closed on the sides) at the TRUSS-area
  - Fire-safety: 2 fire-extinguishers in proximity of the Truss-area.
  - First Aid kit.
  - Securing the audience from the crane.
  - Turning off street lights at the start of the show.
  - Site needs to be secured during absence of Theater Tol (at night, during meals, ...)
  - If transport is done by CARGO (sea/plane): 1TWIN- step-ladder of 3,5m height & 1 step-ladder with 6 steps
  - Cleaning up of the venue is best done right after the performance.
- Feathers/confetti/streamers/balloons are part of the show.

## **DRESSING ROOM**

A clean & air-conditioned dressing room.

A space for 20 people to change., minimum 50m2, but preferable more  
1 big mirror (man-size)

35 chairs, 5 tables, 3 racks with cloth-hangers

Sufficient light from above (needed for make-up)

at least 4 power sockets (220v electricity) & Adapter for electricity to 220 volts / to 50 hertz

Dressing room needs to be safely locked during performance or night

Beverages (hot & cold) & bottled water & snacks for 19 people

In case of rainy situations: please provide dryers for the costumes.

## **TECHNICAL ROOM**

A room for charging the batteries and safe storage for the video equipment during the night. The dressing room could be used for this if it is big and safe enough. On this location we also need 8 shuko electric sockets for loading the batteries.

Adapter for electricity 110 to 220 volts / 60 to 50 hertz

## **VOLUNTEERS**

10 Volunteers (English speaking) for crowd-managing and as biker in parade. The Volunteers should wear black clothes and be present for the rehearsal in the afternoon.

## **TRANSPORT DECOR**

-Transport by TRUCK:

Parking Space: Free and safe parking should be provided for the truck close to the location during the entire period of the company's presence. (dimensions: L:920 x W:255 x H:360)

Truck needs to be on site while set-up & set-down, directly after the show.

-Transport by CARGO (by sea or by plane): *organization to be determined*

The organizer should be able to store the container or the material from arrival upon departure.

Assistance with boarder clearances can be necessary.

## **CREW TRANSPORT & HOTEL & CATERING**

### **Transport:**

- **By CAR:** 4 free & secure parking spaces for cars

- **By train:** local transport for the crew

- **By plane:** flight tickets for all needed crew-members

as direct as possible to the nearest airport

reasonable flight-hours with meals on board

extra check-in luggage for costumes if decor travels by CARGO

music-instrument: (1 violin) check-in on board as hand-luggage

airport transfers and all local transport

**Hotel:** depends on the distance and the timing, to be confirmed

B&B or Hotel with continental breakfast for 20 persons

From arrival upon departure (possible late arrival and late check-out)

Single or Double rooms (twin beds)

With Wi-Fi and free parking spot if Tol travels by car

### **Catering or per diem:**

From arrival upon departure

For 20 persons (approximate ½ of the crew is vegetarian, to be confirmed)

2 full healthy meals / day and night-snack after the performance(s)

Easy access/no waiting time

Drinks (cold and hot) and bottled water permanent available at the dressing rooms and at the building up area

## **LIST OF PYROTECHNICS**

### FIREWORKS/ice-fountains

*If travel by Truck: Theater TOL can bring the Pyrotechnics for additional Fee of 1000€/show*

Brand: NEXT FX

for 1 show:

truss: 32 x gerb T3 (20s15)

stage: 4x gerb T1 (12s8)

+ igniter-wire



### Technical info:

Gerb T3 20s15 : CE = 0589-T1-0097 (BAM nr old = BAM-PT1-0673, BAM new = BAM-T1-0097) ; Neq = 29,5gr

Gerb T1 12s8 : CE = 059-T1-0111(BAM nr old = BAM-PT1-1394, BAM new = BAM-T1-0111) ; Neq = 13,2gr

### ELECTRIC CANNONS (brought by TOL if travel by truck)

Brand: Magic FX

80cm electric confetti cannon

for 1 show:

TRUSS: 9 pieces

STAGE: 4 pieces (red streamers)

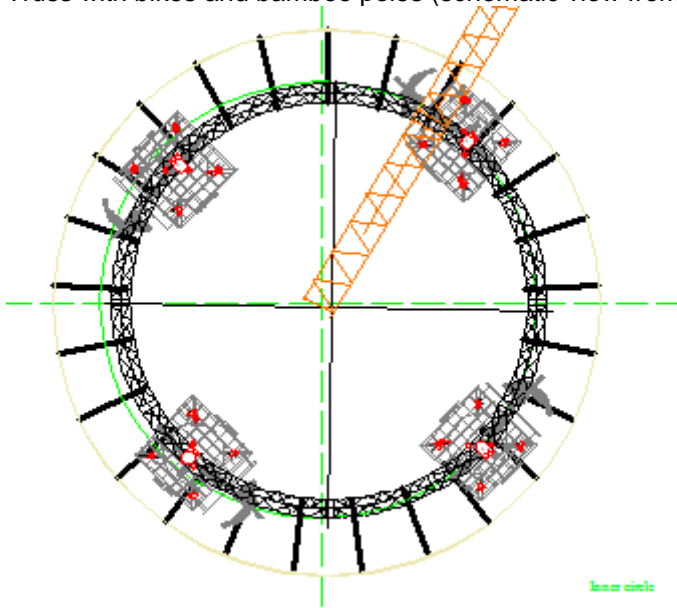
(BAM SP 371)



types used: white & red paper confetti, red and silver metallic confetti, red and silver metallic streamers

## ATTACHMENT OF FIREWORKS

Truss with bikes and bamboo poles (schematic view from above)



bamboo pole attached to truss



Gerb attached to bamboo pole



## HELIUM

*If travel by Truck: Theater TOL can bring the helium for additional Fee of 150€/show*

Sufficient helium (bottle with tap) for 100 balloons (16inch) should be provided by the organizer.  
Balloons brought by Tol.



## CRANE EXAMPLES

Example of 60-ton crane (only in exception)



Specifications:

CRANE 60 TON + extra ballast if needed!

width 2.55M

Length 9 M and with crane arm 11,5M

width crane stabled with stamps in Position 7M

length arm 9,6 - 43M

Example of 100 ton crane => BETTER (show will be more spectacular)



Specifications:

CRANE 100 TON + extra ballast if needed!

width 2.99M

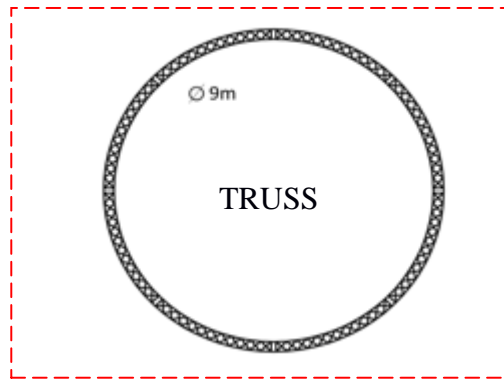
Length 12M with crane arm 13,3 M

width crane stabled with stamps in Position 7,5M

length arm 11,7 - 60M

## SCHEMATIC OVERVIEW OF SETTING

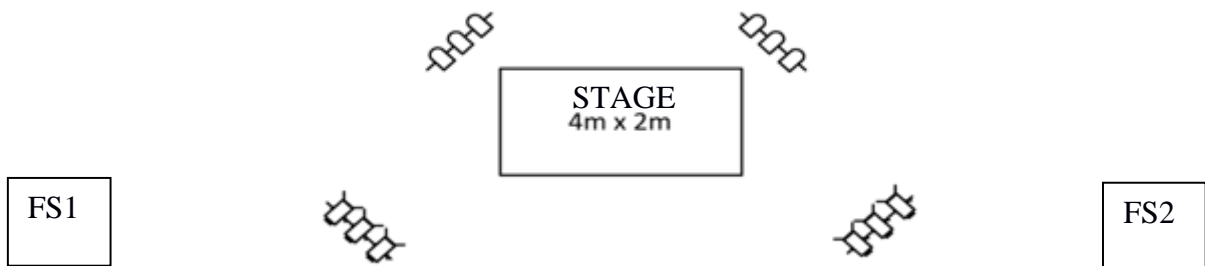
Example of usual setup with stage. This can always change depending on the location of the show.



Minimum 2m in between



Minimum 5m in between




**INDEX:**

3x PAR64 CP62 on lightstand  
Min. 2m height  
Lee Color L164

3x PC ADB 1000W on lightstand  
Min. 2m height  
With barndoors  
Lee Color L285

Low security fences

AUDIENCE



## CONTACT INFO

Tol Productions IVZW  
Wilgestraat 74, 9000 Gent  
VAT: BE 1002.076.712  
[www.theatertol.com](http://www.theatertol.com)

Lukas Proot  
Technical Coordinator  
[Lukas@theatertol.com](mailto:Lukas@theatertol.com)  
Mobile: +32 (0) 474 02 84 65

© 1998-2024 Theater Tol. All rights reserved

